

ODDS

Easy Options Profits

Performance Representations for different types of investors

As of our most recently closed trades December 16, 2020.

No two investors are alike, which is why we are providing different performance metrics for different investors.

One investor might have more starting capital, another may prefer to only speculate in low-priced options.

That's why we have these different performance figures. If you'd like to see what kind of performance one could have achieved in a particular situation, give us a call at 855-777-ODDS (6337).

We've created a program that can run through a variety of scenarios in an instant.

Performance Metric 1

Final Value: \$32,498,227

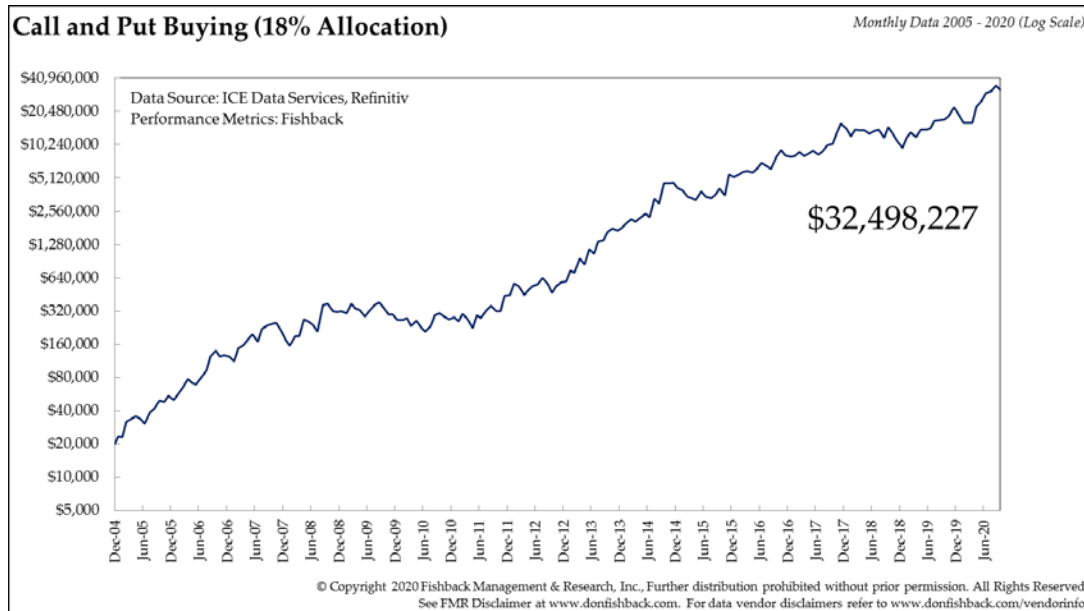
Starting Value: \$20,000

Allocation: 18%

Trade Restrictions: None

Performance Metric 1

- **Final Value: \$32,498,227**
- **Starting Value: \$20,000**
- **Allocation: 18%**



Results (No Price Limit)
AVERAGE RETURN PER MONTH 32%

REWARD / RISK 1.95
AVERAGE WIN 165%
AVERAGE LOSS -85%

NUMBER OF TRADES 939
NUMBER OF WINS 435
WIN RATE 46%

OPTIMAL ALLOCATION 18%

AVERAGE TRADE SIZE \$434
MAX TRADE SIZE \$13,100
MIN TRADE SIZE \$27

Performance Metric 2

Final Value: \$17,955,916

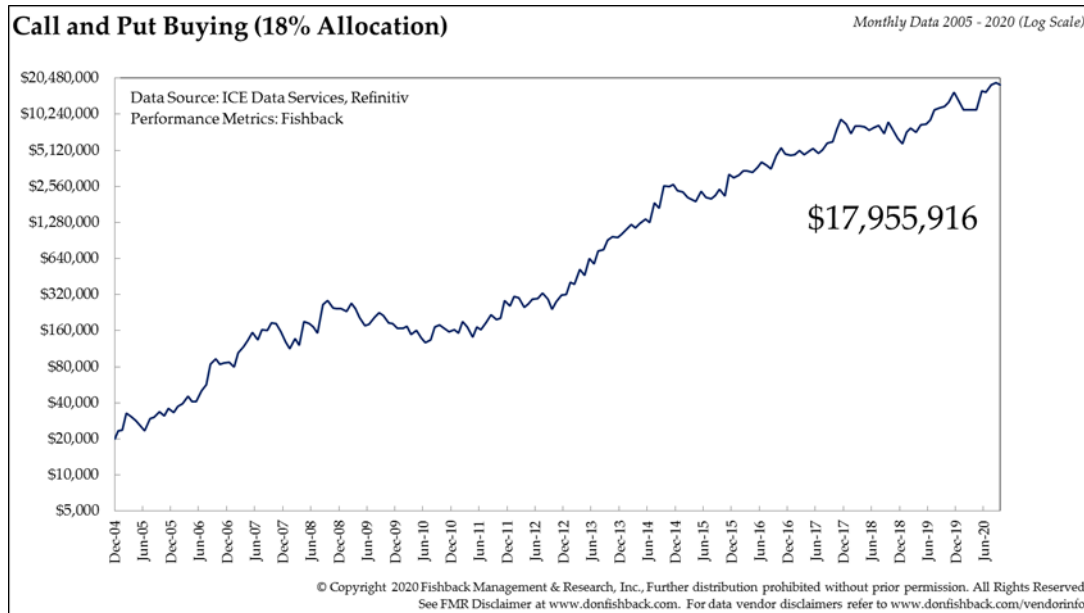
Starting Value: \$20,000

Allocation: 18%

Trade Restrictions: No trades greater than \$600

Performance Metric 2

- **Final Value: \$17,955,916**
- **Starting Value: \$20,000**
- **Allocation: 18%**



Results (with Price Limit)
AVERAGE RETURN PER MONTH 29%

REWARD / RISK 1.92
AVERAGE WIN 163%
AVERAGE LOSS -85%

NUMBER OF TRADES 812
NUMBER OF WINS 374
WIN RATE 46%

OPTIMAL ALLOCATION 18%

AVERAGE TRADE SIZE \$178
MAX TRADE SIZE \$600
MIN TRADE SIZE \$27

Performance Metric 3

Final Value: \$4,267,723

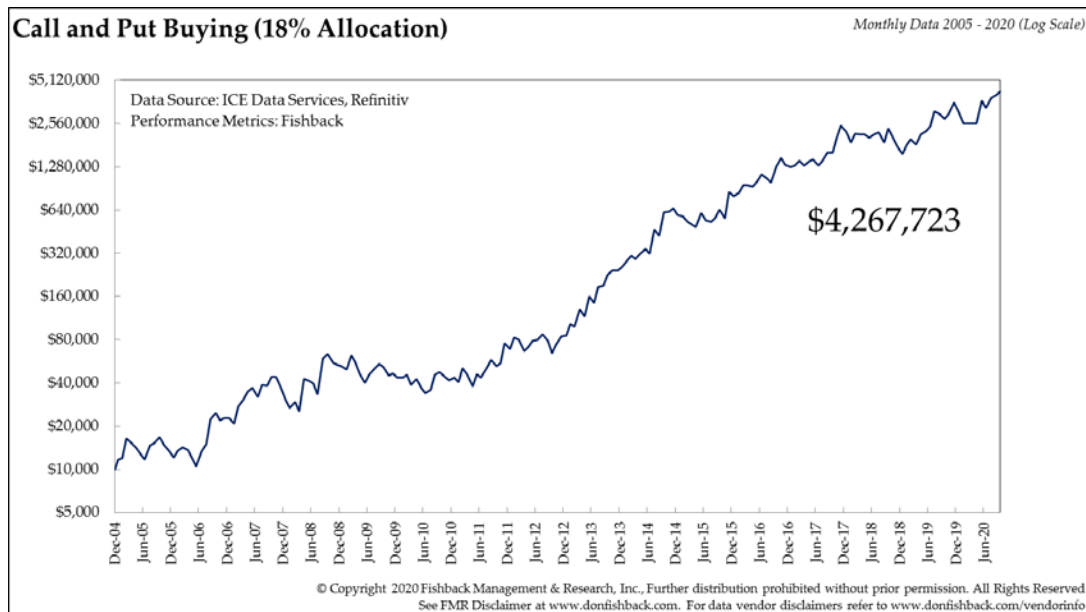
Starting Value: \$10,000 (note portfolio size is half the size of the others)

Allocation: 18%

Trade Restrictions: No trades greater than \$300

Performance Metric 3

- **Final Value: \$4,267,723**
- Starting Value: \$10,000 (note portfolio starting amount is half the amount of the prior examples)
- Allocation: 18%



Results (with Price Limit)
AVERAGE RETURN PER MONTH 27%

REWARD / RISK 1.91
AVERAGE WIN 162%
AVERAGE LOSS -85%

NUMBER OF TRADES 763
NUMBER OF WINS 346
WIN RATE 45%

OPTIMAL ALLOCATION 18%

AVERAGE TRADE SIZE \$163
MAX TRADE SIZE \$300
MIN TRADE SIZE \$27

IMPORTANT DISCLOSURE INFORMATION

Copies of this disclosure statement are available on request, and on our web site

Don Fishback, his company, his employees and contractors ('Publisher') may have an interest in the securities discussed. The Publisher's economic interest is subject to change without notice. The views expressed are the views of the Publisher and are subject to change at any time based on market and other conditions. This article is not an offer to sell or the solicitation of any offer to buy any security and should not be construed as such. References to specific securities and issuers are for illustrative purposes only and not intended to be, and should not be interpreted as, recommendations to purchase or sell such securities. While all the information prepared for this document is believed to be accurate, the Publisher makes no express warranty as to the completeness or accuracy, nor can it accept responsibility for errors appearing in the document. Performance figures contained herein are unaudited and prepared by the Publisher. They are intended for illustrative purposes only. Past performance is not indicative of future results, which may vary. There is a risk of substantial loss associated with trading stocks, ETFs, Mutual Funds, options and other financial instruments. Before trading, investors should carefully consider their financial position and risk tolerance to determine if the proposed trading style is appropriate. Investors should realize that when trading options on stocks, ETFs or indexes, one could lose the full balance of their account. It is also possible to lose more than the initial deposit when trading options. All funds committed to such a trading strategy should be purely risk capital. Quantitative backtests are simulated and hypothetical. Hypothetical performance results have many inherent limitations, some of which, but not all, are described herein. No representation is being made that any subscriber will or is likely to achieve profits or losses similar to those shown herein. In fact, there are frequently sharp differences between hypothetical performance results and the actual results subsequently realized by any particular trading program. One of the limitations of hypothetical performance results is that they are generally prepared with the benefit of hindsight. In addition, hypothetical trading does not involve financial risk, and no hypothetical trading record can completely account for the impact of financial risk in actual trading. For example, the ability to withstand losses or adhere to a particular trading program in spite of trading losses are material points which can adversely affect actual trading results. The hypothetical performance results contained herein represent the application of the quantitative models as currently in effect on the date of publication and there can be no assurance that the models will remain the same in the future or that an application of the current models in the future will produce similar results because the relevant market and economic conditions that prevailed during the hypothetical performance period will not necessarily recur. There are numerous other factors related to the markets in general or to the implementation of any specific trading program which cannot be fully accounted for in the preparation of hypothetical performance results, all of which can adversely affect actual trading results. Hypothetical performance results are presented for illustrative purposes only. There is no guarantee, express or implied, that long-term return and/or risk targets will be achieved. Realized returns and/or risks may come in higher or lower than expected.

NOTICE: THESE TESTIMONIALS WERE PROVIDED BY SUBSCRIBERS TO DON'S VARIOUS OPTIONS PRODUCTS WITHOUT COMPENSATION. DON FISHBACK BELIEVES THEY ARE TRUE BASED ON THE REPRESENTATIONS OF THE SUBSCRIBERS BUT HAS NOT INDEPENDENTLY VERIFIED THEM NOR HAS HE ATTEMPTED TO DETERMINE THE EXPERIENCES OF THESE SUBSCRIBERS AFTER THE TESTIMONIALS WERE GIVEN. THEY MAY HAVE BEEN GIVEN IN REFERENCE TO ONE OF DON'S OPTION PRODUCTS OR SERVICES--NOT NECESSARILY THE PRODUCT MENTIONED HEREIN.

PAST RESULTS ARE NOT NECESSARILY INDICATIVE OF FUTURE RESULTS. PEOPLE CAN AND DO LOSE MONEY TRADING OPTIONS.